


# NOOXS THINK TANK

## THE MODULAR ROOM-IN-ROOM SOLUTION

The free standing room-in-room system offers a simple construction solution for setting up acoustically protected spaces for temporary use. NOOXS Think Tanks are available in four sizes and are comprised of NOOXS wall panels and glass elements, which provide a clear view inside and out. Optional curtains and blinds can also be added to offer privacy when required. A technical ceiling panel with fully integrated LED lighting and ventilation spans the

room, while the remaining ceiling infill can be fitted with additional noise protection. NOOXS Think Tanks are distinguished by the highest standards of comfort in terms of furnishings, a complete technical infrastructure, excellent noise reduction and an extremely economical assembly time. Options for use are varied, ultimately the furniture determines the function. Meeting room, stand-up meeting, Business Box or Phone Booth - anything is possible.



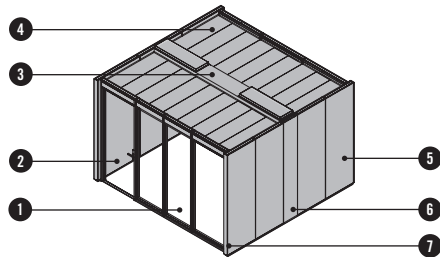
**bene**

INSPIRING OFFICES. SINCE 1790.

## PRODUCT DESCRIPTION

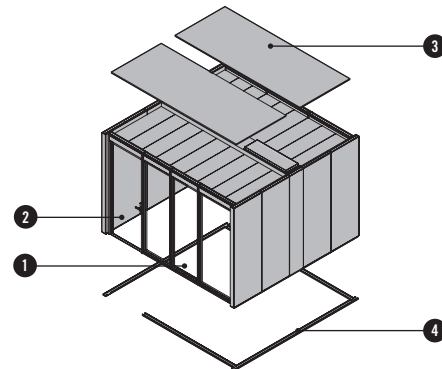
### ACOUSTIC VERSIONS

Standard: up to 24 dB Dw



- ① Glass element: 6 mm TSG glazing
- ② Glass door: 10 mm TSG glazing
- ③ Ceilings - technical element
- ④ Ceiling panel
- ⑤ Wall element
- ⑥ Technical element
- ⑦ End panel

Acoustic level: up to 32 dB Dw  
sound insulation (sound permeability)



- ① Glass element: 8 mm LSG acoustic glass Rw 36dB
- ② Glass door: 10 mm TSG glazing and drop-down seal Rw 30 dB
- ③ Ceiling element with acoustic panels
- ④ Acoustic base
- ⑤ Wall element: Rw up to 38 dB

Acoustic level can not be subsequently changed from standard to acoustic 1 in existing systems.


The sound insulation values listed here were determined in accordance with (ÖNORM, DIN) EN ISO 140-3 standards and describe the sound-absorption quality of the dividing wall system tested. Sound insulation for each room depends on the sound-absorption qualities of the built-in dividing wall system and the sound-absorption characteristics of the adjacent structural components. Accompanying components (e.g., bulkheads in floor), on-site connections that are not sealed, as well as their penetrations (ventilation, water, and electrical installations) that do not have the necessary noise reduction level significantly reduce the noise reduction level from one room to the next. Bene GmbH therefore explicitly notes that it does not offer a guarantee for noise reduction from one room to the next once the system is built in.

**Dw** measured value of the weighted standard sound level difference of the entire system (EN ISO 717-1)

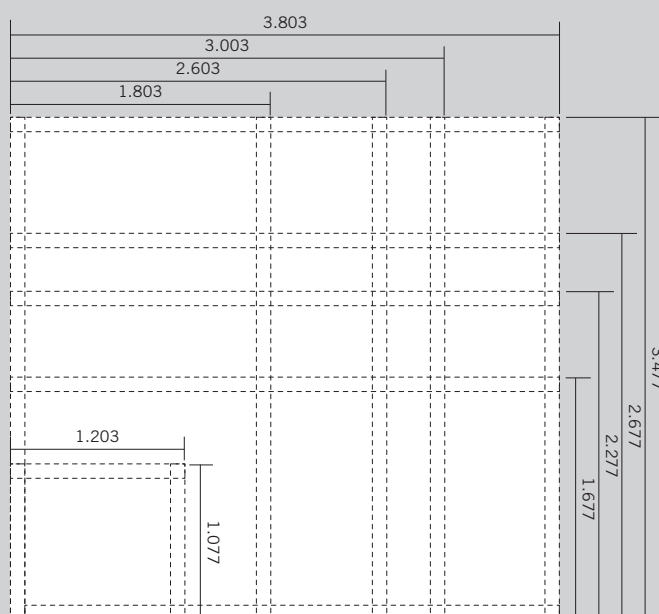
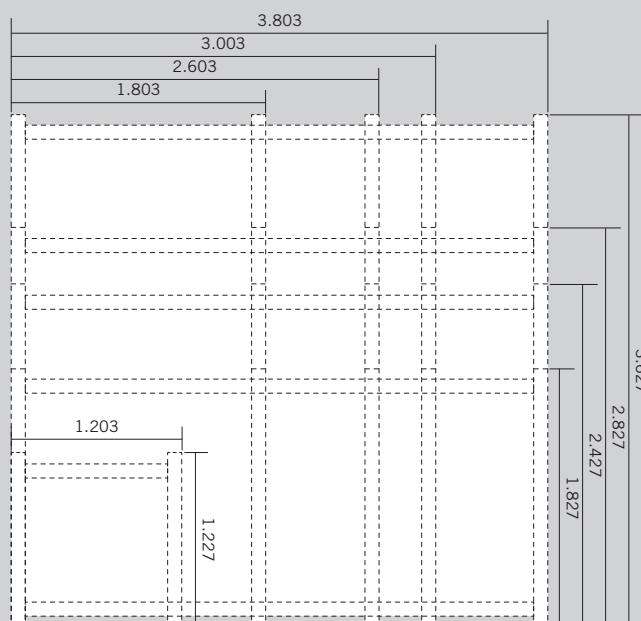

**Rw** weighted sound insulation index (EN ISO 10140-1 to -5)

## OVERVIEW & DIMENSIONS

**NOOXS THINK TANK CLASSIC**



**NOOXS THINK TANK WITH NOOXS CORNER**



Minimum room height (building) = highest NOOXS element + 300 mm.

interior height: min. 2.050 - max. 2.500 mm, exterior height: min. 2.200 - max. 2.650 mm (incl. ventilation and lighting),

special dimensions on request

**Wall element**

W: 600, 800, 1.000, 1.200

D: 100

H: 2.200 - 2.650

**Technical element**

400, 600

100

2.200 - 2.650

**Glass element**

400, 600, 800, 1.000, 1.200

100

2.200 - 2.650

**Crossbar**

1.603, 2.403, 3.603

100

150

Note: please be aware that there is additional assembly work when you combine several Think Tanks in an order.

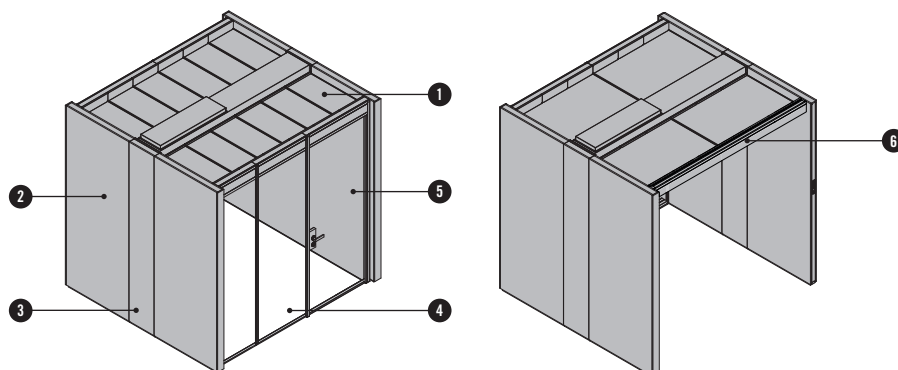
Maximum floor unevenness: 20 mm

Measurements in mm

## PRODUCT DESCRIPTION

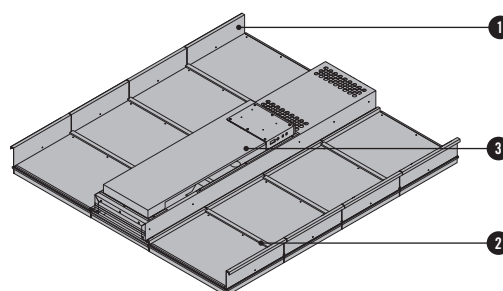
### NOOXS THINK TANK

- ① Ceiling element
- ② Wall element
- ③ Technical element
- ④ Glass element
- ⑤ Hinged door
- ⑥ Crossbar (open)



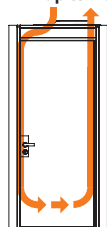
### CEILING ELEMENT

- ① Ceiling panel  
Steel, powder-coated, white RAL 9010
- ② Joint profile
- ③ Ceilings - technical element  
Steel, powder-coated, black matt RAL 9011  
Extension with additional loads (e.g., lights up to 10 kg are permitted)  
Walking on the roof is not advised.

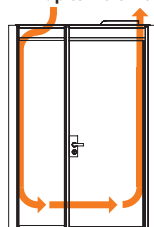


### VENTILATION SYSTEM

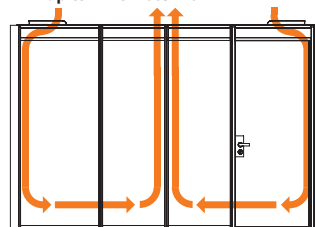
Phone Booth  
approx. 59,4 m³/h max.  
AER up to 29 times/hrs



1 ventilation  
approx. 159,8 m³/h max.  
AER up to 29 times/hrs

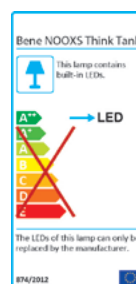
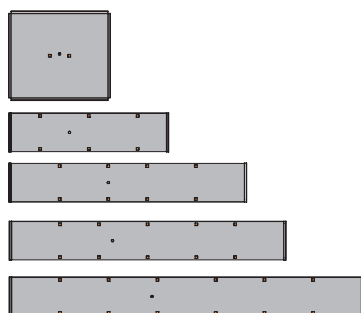
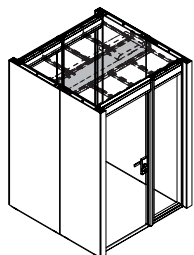


2 ventilations  
approx. 319,6 m³/h max.  
AER up to 12 times/hrs



**Characteristics:** adjustable at 3 levels, AER = maximum air exchange rate per hour measured when it is installed

### LIGHTING



**Note:** by changing the NOOXS Think Tank height, the illumination of the room also changes.

**Characteristics:** LED lights with stray discs, colour temperature approx. 4.000 K, dimmable at 3 levels

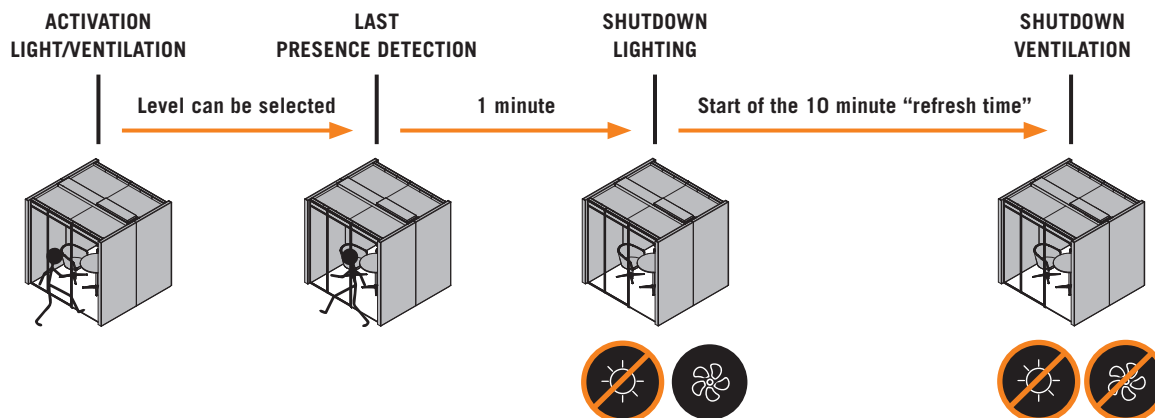


## PRODUCT DESCRIPTION

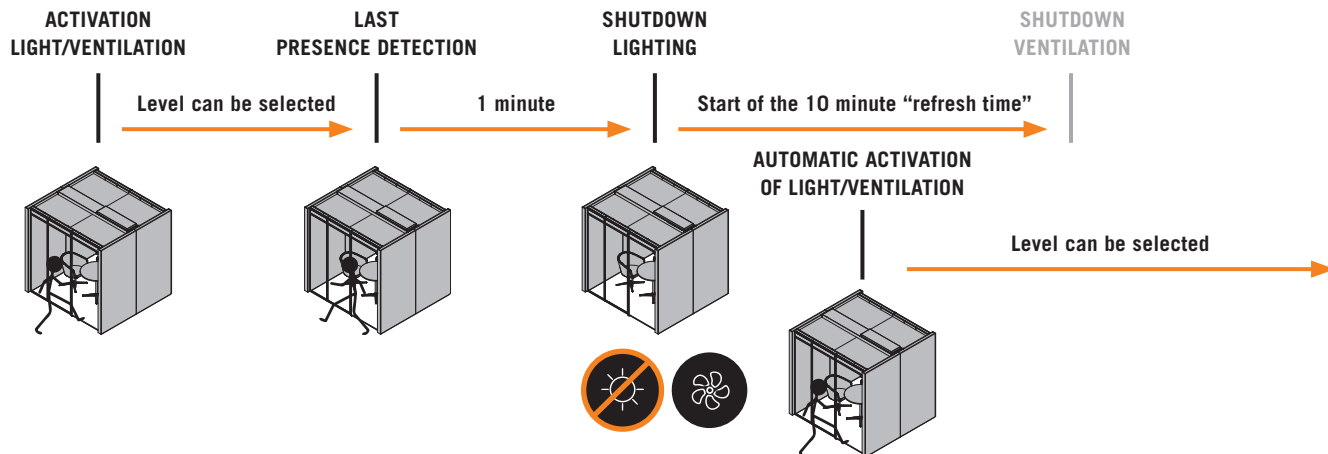
### NOOXS THINK TANK PRESENCE DETECTOR WITH A DELAYED CONTROL UNIT

Lighting and ventilation are automatically activated when anyone enters the Think Tank (Level 2). The user retains the option of controlling the lighting and ventilation according to his or her needs. When the user exits the Think Tank, the delayed control unit (included) becomes active: the lighting is automatically shut off and the ventilation activated for ten minutes. This prepares the NOOXS Think Tank optimally for the next user.

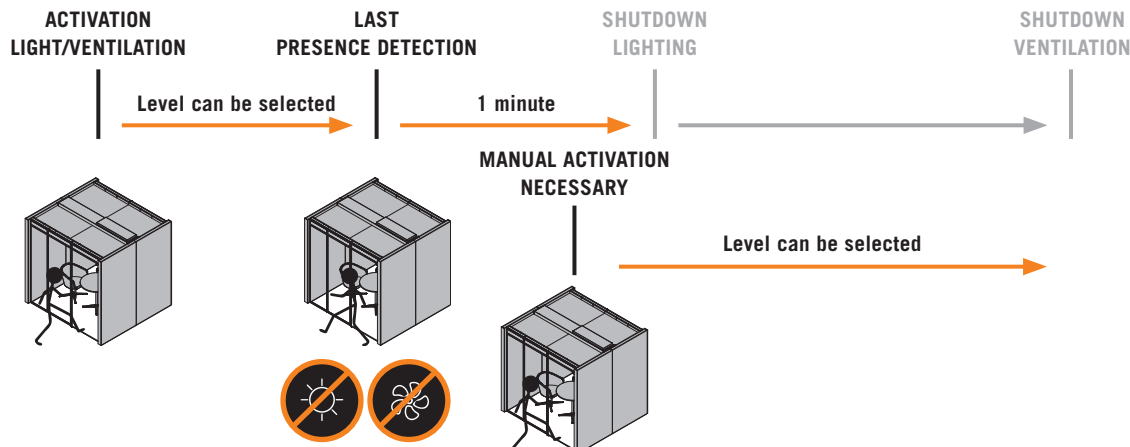
Phone Booth: There is no switch in the Phone Booth, instead it is controlled automatically via the presence detector. Note: Heat sources such as printers can lead to malfunctions, so they and similar devices should be positioned outside the Think Tank.



### ENTERING BEFORE THE 10 MINUTE "REFRESH TIME" HAS ENDED



### MANUAL DEACTIVATION OF LIGHT AND VENTILATION UPON LEAVING

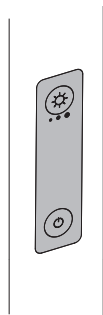
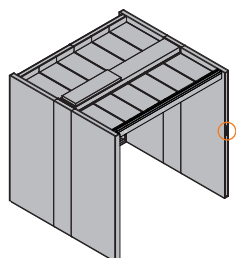


## PRODUCT DESCRIPTION

### CONTROL - NOOXS THINK TANK "OPEN"

Light control

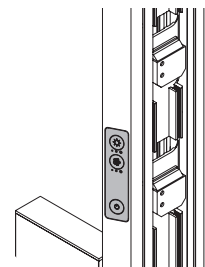
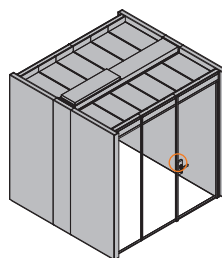
Position: Cover right outside



### CONTROL - NOOXS THINK TANK "CLOSED"

Light control and fan control

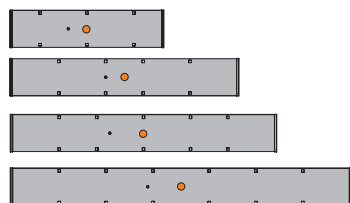
Position: Hinged door, door frame inner side



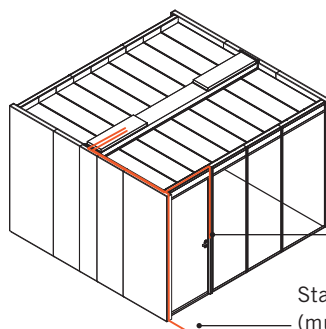
**Phone Booth:** There is no switch in the Phone Booth, instead it is controlled automatically via the presence detector.

### SPRINKLER FEED-THROUGH

If necessary, sprinkler systems can be guided through the ceiling technical element at pre-defined positions.



### CABLING DIAGRAM

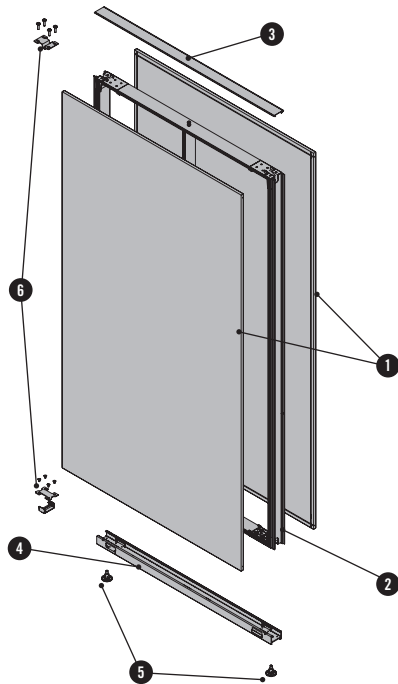


Control cable  
(light and fan)

Starter cable for power (230V)  
(must be ordered separately)

## PRODUCT DESCRIPTION

### WALL ELEMENT



- ❶ **Panelling – Wall element**  
16 mm chipboard  
8 mm chipboard + 8 mm fibre board <sup>1</sup>  
16 mm chipboard with sound-absorbing acoustic filling <sup>2</sup>
- ❶ **Panelling – Technical element**  
16 mm chipboard  
8 mm chipboard + 6 mm fibre board <sup>1</sup>
- ❷ **Frame – Wall element**  
19 mm chipboard/plastic
- ❷ **Frame – Technical element** aluminium
- ❸ **Cover profile** in aluminium natural anodised A6 or black powder-coated (RAL 9011 matte)
- ❹ **Base profile** in black powder-coated (RAL 9011 matte)
- ❺ **Adjustment legs**  
plastic, can be levelled up to +35 mm
- ❻ **Extension fittings** steel
- ❼ **Hook-in clip** plastic

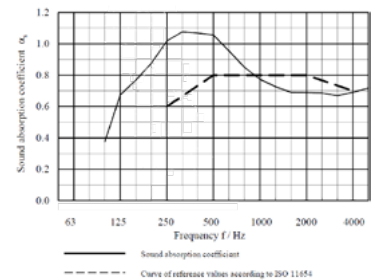
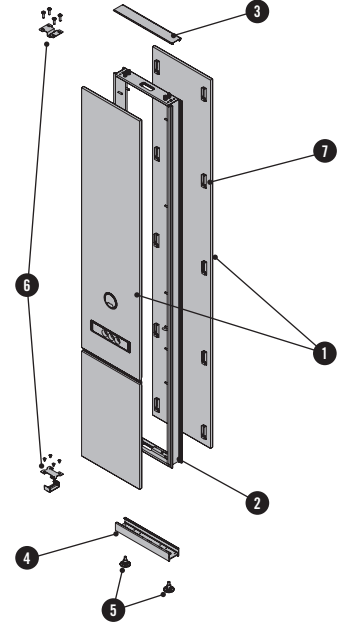
<sup>1</sup> pinnable

Different panelling can be selected on front 1 and front 2. As many as 2 shells on each front are possible (technical element). In the standard version of the wall element, the panelling is permanently glued on.

<sup>2</sup> Sound absorption according to ISO 11654

Rated sound absorption level  $\alpha_w$  0.80 (in acoustically activated areas), Absorption class = B

### TECHNICAL ELEMENT

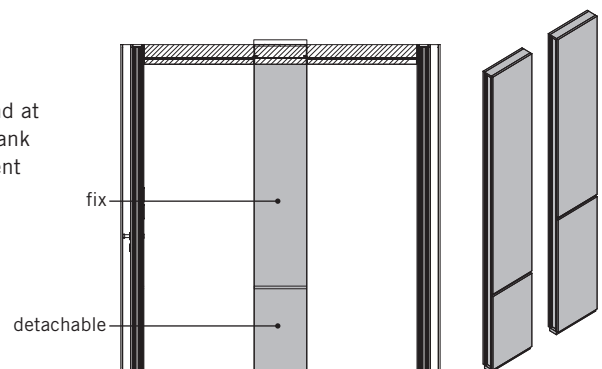


### PANELLING OF TECHNICAL ELEMENTS

Due to the construction of the ceiling element, the panelling on the outside and at deveded panels, also the lower panels on the inner side of the NOOXS Think Tank can be unhooked, to exchange them or to wire them later. The technical element can be divided at each front with a horizontal 20 mm joint. Cables can be fed through the joint.

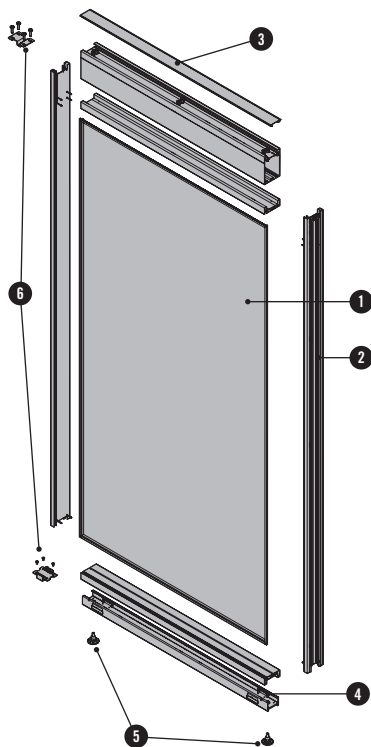
The joint can be implemented at 2 fixed heights:

- seating height, joint height 655 mm
- standing height, joint height 985 mm



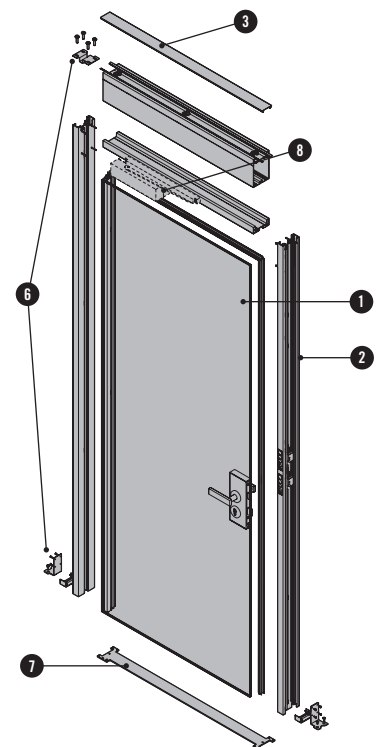
## PRODUCT DESCRIPTION

### GLASS ELEMENT



- 1 Surface - glass element**  
Glass 8 mm LSG made of float glass with acoustic film  
Glass 6 mm TSG safety glass<sup>1</sup>  
Clear glass (KS)
- 1 Surface - hinged door**  
10 mm TSG, clear glass (KS)<sup>1</sup>
- 2 Glass profile - glass element<sup>3</sup>**
- 2 Frame profile - hinged door<sup>3</sup>**
- 3 Cover profile<sup>3</sup>**
- 4 Base profile** in black powder-coated (RAL 9011 matte)
- 5 Adjustment legs**  
plastic, can be levelled up to +35 mm
- 6 Extension fittings steel**
- 7 Transitioning rail** in black powder-coated (RAL 9011 matte)
- 8 Door closer type TS 92 with guide rail<sup>2</sup>**  
optionally for glass doors, only aluminium coloured

### HINGED DOOR



#### <sup>1</sup>Duty of notification regarding TSG - Spontaneous glass breakage

A spontaneous glass breakage at tempered safety glass (TSG) may occur due to unavoidable impurity inclusion during production process. A delayed destruction of TSG without apparent external influence will be considered as spontaneous glass breakage. The risk of spontaneous glass breakage can be reduced by a fee-based heat soak test in accordance with EN 14179 standard. However, this process does not completely exclude the risk. Glasses tested in this way are called heat soaked tempered safety glass (TSG-H).

Further, qualified personnel should regularly check frameless glass constructions in order to detect possible damages, which can cause a glass breakage, timely. Impurity inclusions and related spontaneous glass breakage are physically unavoidable and therefore Bene will not accept claim of warranty.

**<sup>2</sup>Door closer:** The opening angle of the hinged doors with frame but without door closer is max. 175° and for solid core doors max. 134°. The maximum opening angle is restricted by installing a door closer. Glass door with assembly to a post: Opening angle max. 120°

Accessories: An opening limiter is used to prevent an open door from hitting adjacent walls. The opening limiter is no overload protection and will in most cases not replace a door stopper. Grid fixing unit: The grid fixing unit is used for mechanic fixing of doors which are supposed to be kept open for a temporary period.

#### <sup>3</sup>Colours & materials

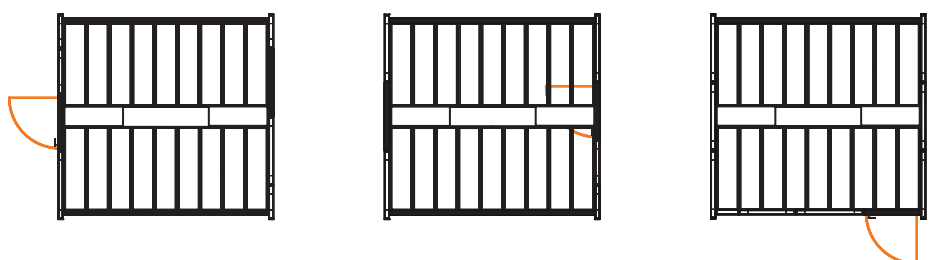
Aluminium natural anodised A6 or black powder-coated (RAL 9011 matte)

#### Possible door opening directions

Opening directions "inward" and "outward" permissible.

#### Configuration

Position of the wall, door elements and opening direction may be freely defined. Positions of the elements may also be changed subsequently according to the system specifications.

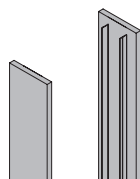


## PRODUCT DESCRIPTION

### END PANEL

The end panel is a separate item that must be ordered separately for each free end of a NOOXS arrangement.

Material: 12 mm chipboard on aluminium profile.



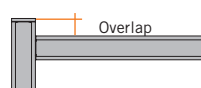
### NOOXS CORNER

The NOOXS Corner is a separate article which is used in a configuration without protrusion.

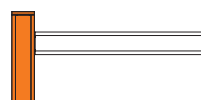
Material: Chipboard 16 mm, aluminium, melamine, veneer or fabric



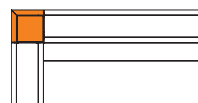
### Planning note



The overlap is always 75 mm.



An end panel must be attached to all free ends.



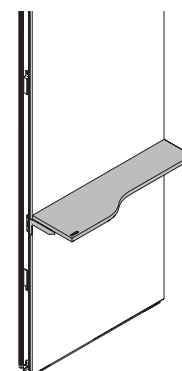
### NOOXS Corner

Flush installation without protrusion.  
Optional cabling in the interior; can be extended with any of the elements.  
At least one wall element in the overall configuration of the Think Tank.

### PHONE BOX TABLE

Table made of plywood 25 mm. Direction of top shape left or right.  
Dimensions: Width: 1.002 mm, depth: 349 mm and height: 129 mm  
Maximum load: 10 kg  
Assembly in sitting and standing height (740mm/1.070mm)

Colours based on the Bene collection in melamine groups 1, 2 and 3.





## OPTIONS

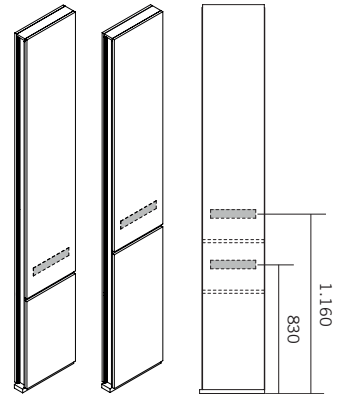
### PREPARATION FOR CONNECTION PLUG BOARD (TECHNICAL ELEMENT)

A cut-out for a connection plug board (Bene 4-fold connection plug board) can be configured in the panelling for additional cabling - this must be ordered separately.

The cut-out can be implemented at 2 fixed heights:

- Seating height, 830 mm high
- Standing height, 1.160 mm high

If the panelling is divided with a joint, then the permissible position for the cut-out is determined by the position of the joint.



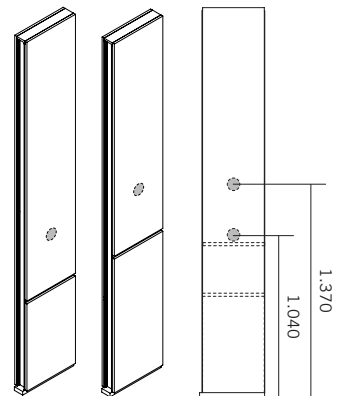
### CABLE OUTLET FOR SCREEN (TECHNICAL ELEMENT)

For additional cabling purposes a cable outlet can be configured in the panelling for cabling or assembly of a screen.

The cable outlet can be implemented at 2 fixed heights:

- Seating height, 1.040 mm high
- Standing height, 1.370 mm high

If the panelling is divided with a joint, then the permissible position for the cable outlet is determined by the position of the joint. If there is a cut-out for a connection plug board, then the same position designation also applies to the cable outlet.

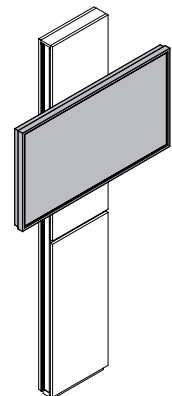


### SCREEN ASSEMBLY (TECHNICAL ELEMENT)

The following are required in order to assemble a screen:

- NOOXS assembly set for TFT wall-mounted bracket
- Hole distance on the holder 400 mm or 600 mm
- "SMS Func Flatscreen WM T" wall-mounted bracket
- a screen compatible with the wall-mounted bracket, e.g. "NEC MultiSync LCD V484" for further information → see price list or product data sheet "Media Hardware"
- 1 connection plug board with 3 power sockets
- 1 starter cable

The wall-mounted bracket is only compatible with the 400 mm NOOXS technical element.



## OPTIONS

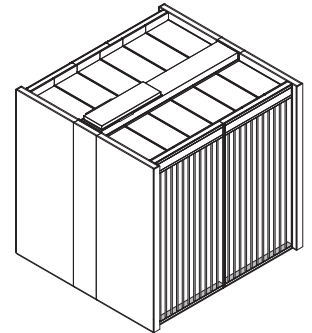
### BUILT-IN COMPONENTS IN GLASS ELEMENT

It is possible to fit out the NOOXS glass elements with additional modules in order to create privacy; upgrading with these modules is also possible.

#### Slats

Hidden integration directly in the NOOXS Think Tank glass element. Clearance angle of the slats: 45°  
Available widths: 600, 800, 1.000 and 1.200 mm.

Colours & materials Melamine groups 1-3

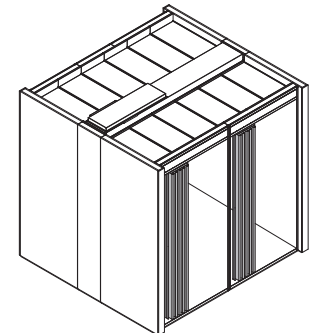


#### Curtain by Silent Gliss

Hidden integration directly in the NOOXS Think Tank glass element or, for the open version, in the ceiling bar. Available height: 2.500 mm. Available widths: 600, 800, 1.000 and 1.200 mm. Other widths can be represented by the next shorter or longer width – folding differs slightly from the standard widths.

Possible fabric collections:

- Someo
- Colorama® 2

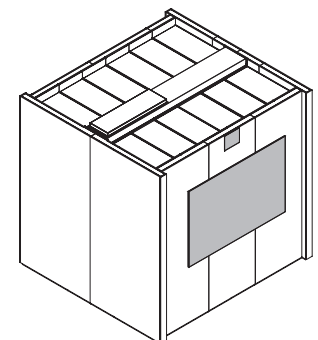


### NOOXS PROJECTION SCREEN

For preparation of the NOOXS wall elements for projections. The projection screen is available for 1 projector (width 2.000 mm). Height 2.500 mm. The projection screen (chipboard panel in MW white melamine) is fastened to the top of the NOOXS wall element with two steel cables and mounting brackets. One mounting plate is also supplied.

**Attention:** The NOOXS projection screen can only be mounted on the outside of the Think Tank. For assembly reasons, it is important that the surface of the NOOXS wall elements behind the projection screen not be made of "fabric".

The matching projector must be ordered separately (e.g. Optoma ZH500UST).



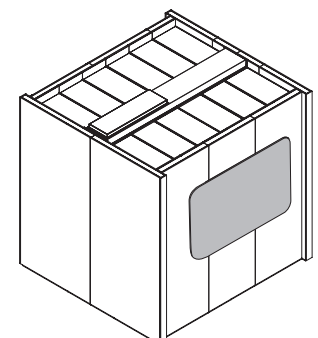
### NOOXS WHITEBOARD

The following are required in order to assemble a whiteboard:

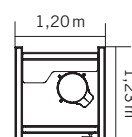
- NOOXS assembly set for whiteboard
- e.g., Abstracta whiteboard "Moow"

The suspension system is mounted with screws on the back of the whiteboards.

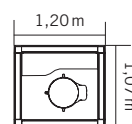
The whiteboard is attached at the top of the NOOXS wall element by using one or two steel cables and mounting brackets. Whiteboards  $\leq 1.200$  mm require 1 vertical joint. Whiteboards between 1.500 to  $\leq 2.000$  mm require 2 vertical joints.



## INSPIRATIONS

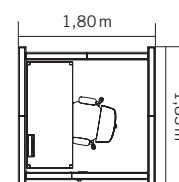


Inspiration #01  
Phone Booth Setting  
Area: 1,48 m<sup>2</sup>

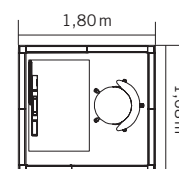


Inspiration #02  
Phone Booth Corner Setting  
Area: 1,28 m<sup>2</sup>

## INSPIRATIONS

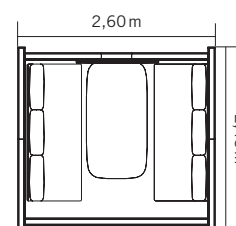


Inspiration #03  
Business Setting  
Area: 3,29 m<sup>2</sup>

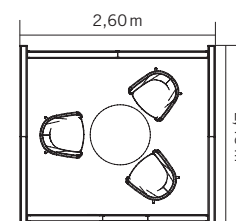


Inspiration #04  
Business Corner Setting  
Area: 3,02 m<sup>2</sup>

## INSPIRATIONS



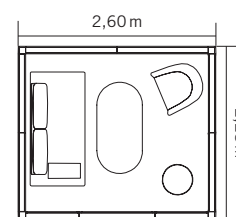
Inspiration #05  
Open Focus Setting  
Area: 6,32 m<sup>2</sup>



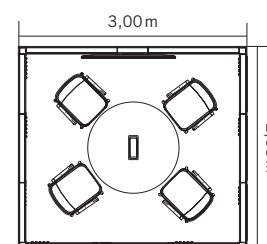
Inspiration #06  
Meeting Setting  
Area: 6,32 m<sup>2</sup>



## INSPIRATIONS

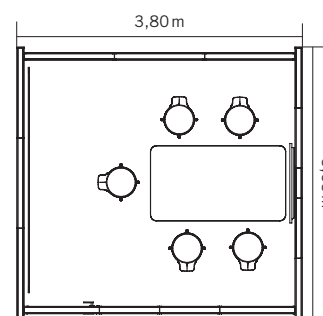


Inspiration #07  
Meeting Corner Setting  
Area: 5,93 m<sup>2</sup>

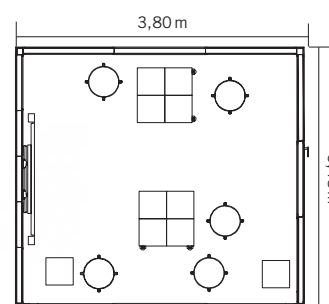


Inspiration #08  
Meeting Executive Corner Setting  
Area: 8,04 m<sup>2</sup>

## INSPIRATIONS

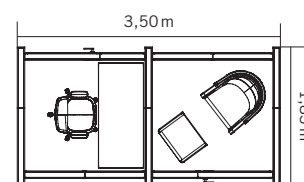


Inspiration #09  
High Working Setting  
Area: 13,79 m<sup>2</sup>



Inspiration #10  
High Working Corner Setting  
Area: 13,22 m<sup>2</sup>


## INSPIRATIONS




Inspiration #11  
Double Setting  
Area: 6,41 m<sup>2</sup>

## COLOURS & MATERIALS


### MELAMINE: Basic colours




MW white




MQ office white



MC canvas



MP platinum



TM clay




MH stone grey



MA aluminium



MS slate




MB basalt




MD urban grey

### MELAMINE: Additional basic colours


### MELAMINE: Décor colours



AR maple



BH beech, light



NG walnut grey



EZ oak vicenza

### MELAMINE: Décor colours with texture



CE elm, white



CO coco



EA oak aragon



TX mustard




TH marino blue



TS fern green


### MELAMINE: Accent colours

### VENEER: Maple




AK canad. maple

### VENEER: Beech




BG beech, grey


### VENEER: Oak



EY oak, silt



ER oak, amaretto




EV oak, volcano



EG oak grey

## COLOURS & MATERIALS

### veneer: Chestnut



KD chestnut natural




KP chestnut brown




KQ chestnut grey


### veneer: Walnut




NF americ. walnut



NR walnut, sienna



NB walnut, umbra




NA wal., anthracite

### veneer: Bamboo



BJ bamboo

### MDF SURFACES: Varnished, solid-coloured plastic




WI white




BS basalt

### METAL SURFACE: Metal surface, powder-coated




WI white

### GLASS




KS clear glass



ST white, satin finish

### ALUMINIUM ANODISED



aluminium natural A6

### METAL SURFACE POWDER-COATED



black matte (RAL 9011)

### FABRIC

All fabric collections are available as cover: Urban Plus, Xtreme Plus, Inn, Step, Step Melange, Patina, Remix, Europost, Clara, Mainline Flax, Divina, Steelcut, Fiord, Hallingdal, Steelcut Trio, Divina Melange, Divina MD, Greenwich, Greenwich Uni. More information about the specific fabric collections is available at [www.bene.com](http://www.bene.com).



## BENE WORKS SUSTAINABLY

Bene plays a leading role in responsible environmental management. It is practised throughout all company divisions – from product development, procurement, production and logistics to product recycling. Bene considers ecology to be a central element of its responsible and sustainable corporate strategy. Bene sees the legal regulations as minimum requirements and strives for better and more sustainable environmental protection throughout the group. The Bene principle in environmental policy is: **Avoidance – Minimisation – Recycling – Disposal.**



### NOOXS THINK TANK - ECOLOGICAL STANDARDS

- 98,2 % recyclable
- 55,6 % renewable raw materials
- 58,66 % use of recycled product materials (33,88 % post-consumer, 24,78 %, pre-consumer)
- 46,27 % use of recycled product materials that comply with LEED (33,88 % post-consumer, 24,78 %, pre-consumer)
- Resource-conserving product design
- Use of certified wood (chain of custody)
- Use of materials tested for presence of hazardous substances
- No PVC, chromium, lead or mercury used
- Individual parts can be sorted according to homogeneous categories
- Recyclable, with a positive contribution to the carbon footprint (average 1.105,7 kg CO<sub>2</sub>)

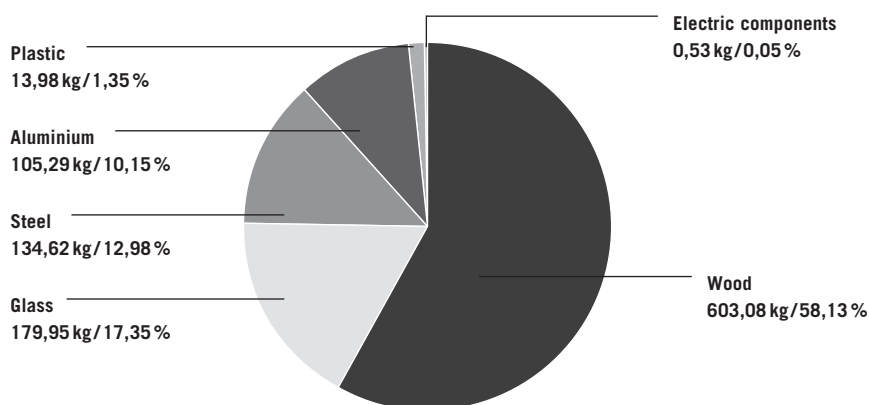


## NOOXS THINK TANK LEED POINTS

Leadership in Energy and Environmental Design (LEED) is a system developed by the U.S. Green Building Council to classify ecological construction. As an internationally recognised standard, LEED sets out numerous guidelines for environmentally friendly, resource-efficient, and sustainable construction. The use of NOOXS Think Tank is an important contribution to LEED certification. The following criteria for this are from "LEED 2009 for Commercial Interiors":

MR Credit 4	Recycling share	up to 2 points
MR Credit 5	Regional materials	up to 2 points
MR Credit 7	Certified wood	up to 1 point
IEQ Credit 4.5	Material with low hazardous substance content	up to 1 point

### NOOXS THINK TANK MATERIAL COMPONENTS



Total weight of reference model: 1.037,4 kg

Environment-related information about Bene: [www.bene.com / sustainability](http://www.bene.com/sustainability)

### NOOXS THINK TANK - BUILDING CERTIFICATIONS

NOOXS THINK TANK makes a positive contribution to the criteria of international building certification standards such as LEED, BREEAM Offices, DGNB, WELL BUILDING Standard, GREEN STAR Offices, SKA Rating, BCA Green Mark and the Austrian Sustainable Building Council (ÖGNB) certification.